

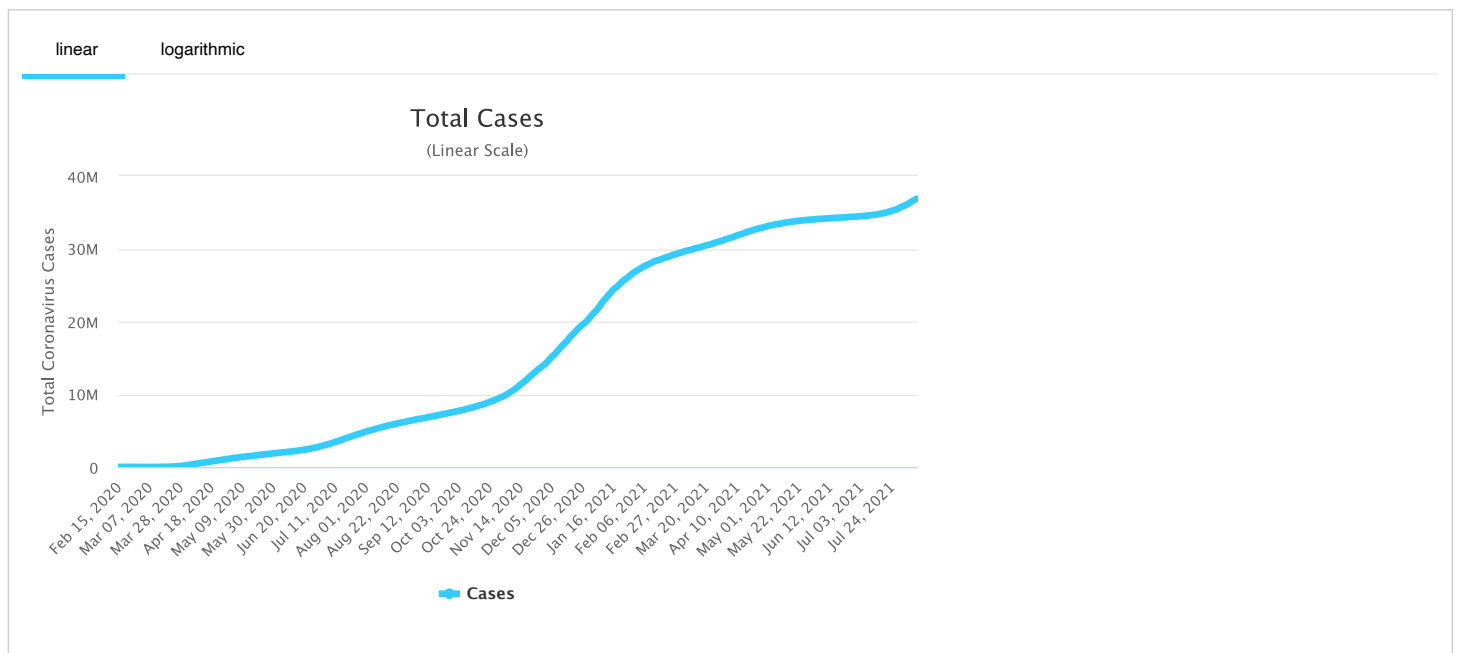
#	USA State <div>↕</div>	Total Cases <div>↕</div>	New Cases <div>↕</div>	Total Deaths <div>↕</div>	New Deaths <div>↕</div>	Total Recovered <div>↕</div>	Active Cases <div>↕</div>	Tot Cases/1M pop <div>↕</div>	Deaths/1M pop <div>↕</div>	Total Tests
	USA Total	36,892,215		634,662		29,966,321	6,291,232	111,456	1,917	547,6
1	<u>California</u> (coronavirus/usa/california/)	4,076,572		64,852		2,129,828	1,881,892	103,172	1,641	75,8
2	<u>Texas</u> (coronavirus/usa/texas/)	3,271,778		54,003		3,008,816	208,959	112,836	1,862	34,8
3	<u>Florida</u> (coronavirus/usa/florida/)	2,827,450		39,934		2,306,339	481,177	131,646	1,859	33,8
4	<u>New York</u> (coronavirus/usa/new-york/)	2,248,609		54,340		2,091,044	103,225	115,589	2,793	62,3
5	<u>Illinois</u> (coronavirus/usa/illinois/)	1,447,161		26,034		1,368,381	52,746	114,203	2,054	27,4
6	<u>Pennsylvania</u> (coronavirus/usa/pennsylvania/)	1,244,777		28,009		1,190,430	26,338	97,233	2,188	15,2
7	<u>Georgia</u> (coronavirus/usa/georgia/)	1,231,425		21,862		1,095,022	114,541	115,982	2,059	12,8

#	USA State	Total Cases	New Cases	Total Deaths	New Deaths	Total Recovered	Active Cases	Tot Cases/ 1M pop	Deaths/ 1M pop	Total Tests
8	Ohio (/coronavirus/usa/ohio/)	1,145,925		20,580		1,096,852	28,493	98,034	1,761	14,3
9	North Carolina (/coronavirus/usa/north-carolina/)	1,089,923		13,768		1,025,847	50,308	103,920	1,313	14,7
10	New Jersey (/coronavirus/usa/new-jersey/)	1,051,712		26,659		993,795	31,258	118,407	3,001	14,7
11	Michigan (/coronavirus/usa/michigan/)	1,021,681		21,228		874,163	126,290	102,303	2,126	15,4
12	Arizona (/coronavirus/usa/arizona/)	950,827		18,400		884,659	47,768	130,631	2,528	5,3
13	Tennessee (/coronavirus/usa/tennessee/)	927,010		12,885		877,169	36,956	135,743	1,887	8,5
14	Indiana (/coronavirus/usa/indiana/)	788,468		14,091		740,972	33,405	117,119	2,093	11,4
15	Massachusetts (/coronavirus/usa/massachusetts/)	730,381		18,112		N/A	N/A	105,967	2,628	25,0
16	Virginia (/coronavirus/usa/virginia/)	711,078		11,578		N/A	N/A	83,308	1,356	10,8
17	Missouri (/coronavirus/usa/missouri/)	705,320		10,593		581,569	113,158	114,921	1,726	8,5
18	Wisconsin (/coronavirus/usa/wisconsin/)	699,551		8,311		N/A	N/A	120,148	1,427	9,4
19	South Carolina (/coronavirus/usa/south-carolina/)	645,859		9,992		584,864	51,003	125,441	1,941	8,7
20	Minnesota (/coronavirus/usa/minnesota/)	620,591		7,798		606,738	6,055	110,041	1,383	10,8
21	Alabama (/coronavirus/usa/alabama/)	615,901		11,648		N/A	N/A	125,612	2,376	2,9
22	Louisiana (/coronavirus/usa/louisiana/)	596,534		11,353		N/A	N/A	128,320	2,442	8,6
23	Colorado (/coronavirus/usa/colorado/)	585,352		7,273		519,983	58,096	101,646	1,263	3,3
24	Kentucky (/coronavirus/usa/kentucky/)	502,712		7,394		N/A	N/A	112,522	1,655	7,3
25	Oklahoma (/coronavirus/usa/oklahoma/)	501,353		7,531		475,969	17,853	126,701	1,903	4,2
26	Washington (/coronavirus/usa/washington/)	498,096		6,235		235,124	256,737	65,411	819	9,0
27	Maryland (/coronavirus/usa/maryland/)	475,184		9,869		11,150	454,165	78,599	1,632	11,4

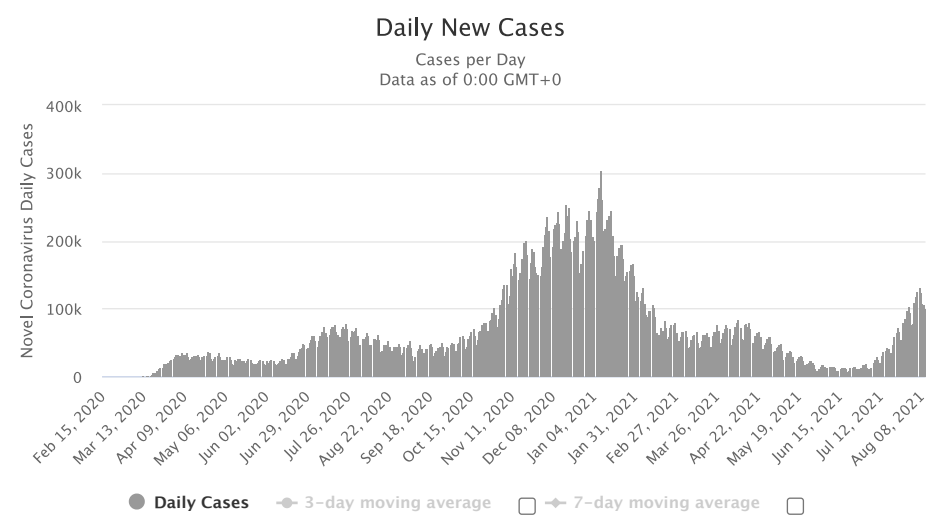
#	USA State	Total Cases	New Cases	Total Deaths	New Deaths	Total Recovered	Active Cases	Tot Cases/ 1M pop	Deaths/ 1M pop	Total Tests
28	Utah (/coronavirus/usa/utah/)	441,131		2,511		421,906	16,714	137,597	783	5,4
29	Iowa (/coronavirus/usa/iowa/)	413,988		6,193		368,607	39,188	131,214	1,963	5,3
30	Arkansas (/coronavirus/usa/arkansas/)	407,892		6,346		378,055	23,491	135,162	2,103	4,2
31	Mississippi (/coronavirus/usa/mississippi/)	368,549		7,685		326,558	34,306	123,834	2,582	3,1
32	Nevada (/coronavirus/usa/nevada/)	367,709		6,080		323,936	37,693	119,380	1,974	3,8
33	Connecticut (/coronavirus/usa/connecticut/)	359,638		8,296		341,447	9,895	100,872	2,327	10,0
34	Kansas (/coronavirus/usa/kansas/)	342,196		5,322		313,895	22,979	117,459	1,827	1,5
35	Oregon (/coronavirus/usa/oregon/)	232,436		2,912		205,160	24,364	55,109	690	5,8
36	Nebraska (/coronavirus/usa/nebraska/)	231,069		2,290		N/A	N/A	119,452	1,184	2,1
37	New Mexico (/coronavirus/usa/new-mexico/)	215,781		4,430		197,786	13,565	102,908	2,113	3,8
38	Idaho (/coronavirus/usa/idaho/)	205,787		2,226		117,562	85,999	115,154	1,246	1,4
39	West Virginia (/coronavirus/usa/west-virginia/)	170,656		2,972		163,397	4,287	95,224	1,658	3,1
40	Rhode Island (/coronavirus/usa/rhode-island/)	156,539		2,744		N/A	N/A	147,767	2,590	4,6
41	South Dakota (/coronavirus/usa/south-dakota/)	125,592		2,050		122,885	657	141,967	2,317	4
42	Montana (/coronavirus/usa/montana/)	118,754		1,726		114,624	2,404	111,112	1,615	1,5
43	Delaware (/coronavirus/usa/delaware/)	113,090		1,836		108,277	2,977	116,137	1,885	7
44	North Dakota (/coronavirus/usa/north-dakota/)	112,560		1,542		110,259	759	147,705	2,023	4
45	New Hampshire (/coronavirus/usa/new-hampshire/)	102,205		1,391		99,555	1,259	75,167	1,023	2,5
46	Alaska (/coronavirus/usa/alaska/)	75,295		392		67,446	7,457	102,926	536	2,5
47	Maine (/coronavirus/usa/maine/)	71,666		901		N/A	N/A	53,315	670	2,8

#	USA State	Total Cases	New Cases	Total Deaths	New Deaths	Total Recovered	Active Cases	Tot Cases/1M pop	Deaths/1M pop	Total Tests
48	Wyoming (/coronavirus/usa/wyoming/)	67,326		793		64,870	1,663	116,328	1,370	8
49	District Of Columbia (/coronavirus/usa/district-of-columbia/)	51,726		1,149		34,985	15,592	73,292	1,628	1,7
50	Hawaii (/coronavirus/usa/hawaii/)	47,376		543		N/A	N/A	33,461	384	1,9
51	Vermont (/coronavirus/usa/vermont/)	25,663		263		24,346	1,054	41,127	421	1,8
52	Puerto Rico	152,839		2,620		130,279	19,940	45,126	774	2,5
53	Guam	8,769		143		8,398	228			1
54	United States Virgin Islands	5,066		41		4,705	320			1
55	Northern Mariana Islands	183		2		N/A	N/A			
56	American Samoa	4				4	0			
57	US Military	318,759		385		302,978	15,396			
58	Veteran Affairs	283,557		12,909		261,575	9,073			4,3
59	Federal Prisons	55,347		246		N/A	N/A			1
60	Navajo Nation	31,666		1,384		30,055	227			2
61	Grand Princess Ship	122		7		115	0			
62	Wuhan Repatriated	3				3	0			
63	Diamond Princess Ship	46				46	0			
	Total:	36,892,215		634,662		29,966,321	6,291,232	111,456	1,917	547,6

Total Coronavirus Cases in the United States

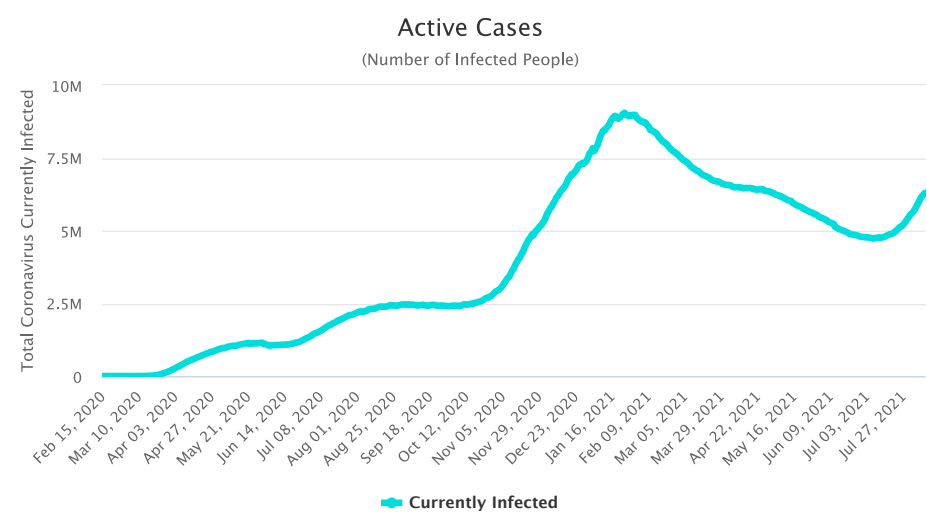


Daily New Cases in the United States



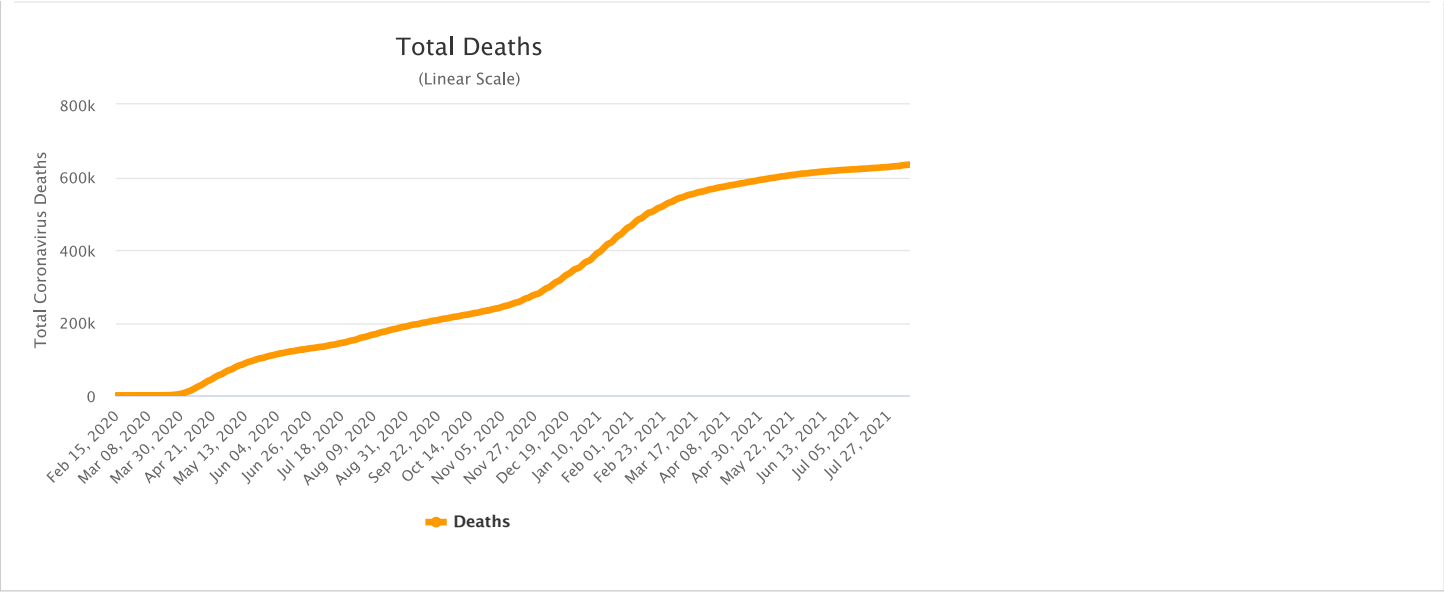
See also: [Daily Deaths Graph](#)

Active Cases in the United States

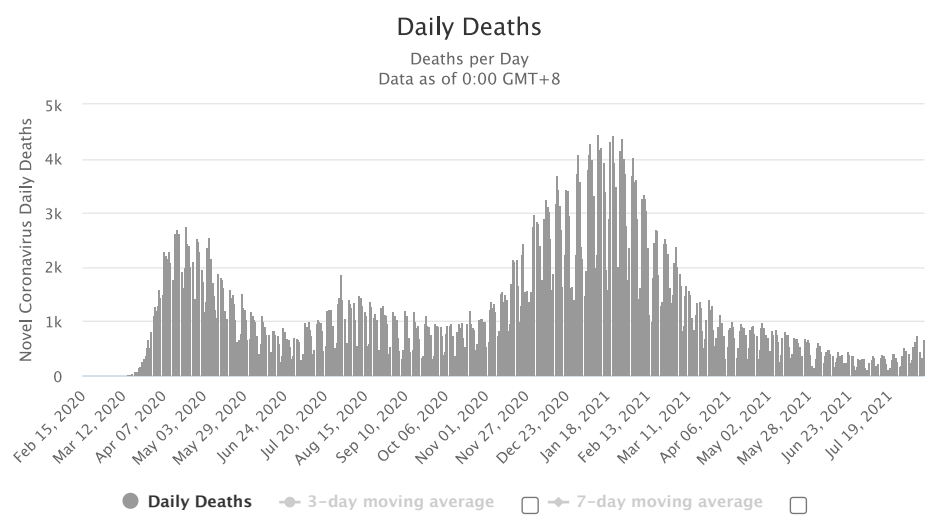


Total Coronavirus Deaths in the United States





Daily New Deaths in the United States



See also: [Daily Cases Graph](#)

Latest News

August 10 (GMT)

Updates

- 101,254 new cases and 657 new deaths in [the United States \(/coronavirus/country/us/\)](#)

August 9

August 8

August 7

Historical account of the initial stages of the epidemic in the United States

Content:

- First 20 cases in the United States
- Progression of first suspected cases
- Timeline of initial events
- Sources for the historical account

First 20 cases in the United States

Information collected on the first 20 domestic cases (not including repatriated cases and Diamond Princess cruise ship evacuee cases) is presented in the table below:

State	Cases	Sex	Age	Date	Case #	Location	Source
Oregon	1			Feb. 29	17 th	Washington C.	
Washington	2			Feb. 29	18, 19 th		
	1	M	30s	Jan. 21	1 st	Snohomish	[7]
Illinois	1			Mar. 1	20 th		
	1	M	60s	Jan. 30	6 th	Chicago	[12]
	1	F	60s	Jan. 24	2 nd	Chicago	[8]
California	2	unkn.	unkn.	Jan. 26	3 rd , 4 th	Orange C., L.A.	[9]
	1	M	adult	Jan. 31	7 th	Santa Clara C.	[17][18]
	1	F	unkn.	Feb. 2	9 th	Santa Clara C.	
	1	M	57	Feb. 2	10 th	San Benito C.	
	1	F	57	Feb. 2	11 th	San Benito C.	
	1		65	Feb. 28	16 th	Santa Clara C.	
	1			Feb. 21	13 th	Humboldt C.	
	1			Feb. 21	14 th	Sacramento C.	
	1			Feb. 26	15 th	[Northern California]	
Massachusetts	1	M	20s	Feb. 1	8 th	Boston	[16]
Arizona	1	unkn.	student	Jan. 26	5 th	Maricopa County	
Wisconsin	1			Feb. 5	12 th	Madison	

Patients Under Investigation (PUI) in the United States

CDC in the early stages released information regarding the number of cases and people under investigation that was updated regularly on Mondays, Wednesdays, and Fridays. Below we provide the historical reports that we were able to gather in order to track the progression in the number of suspected cases and US states involved through time in the initial stages

As of Feb. 10:

<i>Number of U.S. States with PUI</i>	<i>36</i>
Positive	12
Negative	318
Pending (specimens awaiting testing)	68
TOTAL	398

As of Feb. 7:

<i>Number of U.S. States with PUI</i>	<i>36</i>
Positive	12
Negative	225
Pending (specimens awaiting testing)	100
TOTAL	337

As of Feb. 5:

<i>Number of U.S. States with PUI</i>	<i>36</i>
Positive	11
Negative	206
Pending (specimens awaiting testing)	76
TOTAL	293

As of Feb. 3:

<i>Number of U.S. States with PUI</i>	<i>36</i>
Positive	11
Negative	167
Pending (specimens awaiting testing)	82
TOTAL	260

As of January 31:

<i>Number of U.S. States with PUI</i>	<i>36</i>
Positive	6
Negative	114
Pending (specimens awaiting testing)	121
TOTAL	241

Previously, as of January 29, there were 92 suspected cases awaiting testing.

<i>Number of U.S. States with PUI</i>	<i>36</i>
Positive	5
Negative	68
Pending (specimens awaiting testing)	92
TOTAL	165

Timeline of Events

-  On January 31, HHS declared Coronavirus a Public Health Emergency in the US (<https://www.hhs.gov/about/news/2020/01/31/secretary-azar-declares-public-health-emergency-us-2019-novel-coronavirus.html>)
As of Jan. 31, the Wuhan coronavirus is officially a public health emergency in the United States, Alex Azar, secretary of the US Department of Health and Human Services (HHS), announced at a White House press briefing.
-  On Jan. 31, the U.S. Centers for Disease Control and Prevention (CDC) **issued a federal quarantine for 14 days** affecting the 195 American evacuees from Wuhan, China. Starting Sunday, Feb. 2, U.S. citizens, permanent residents and immediate family who have visited China's Hubei province will undergo a **mandatory 14 days quarantine** and, if they have visited other parts of China, they would be screened at airports and asked to self-quarantine for 14 days. The last time the CDC had issued a quarantine was over 50 years ago in the 1960s, for smallpox.
-  President Donald Trump signed an order on Jan. 31 for the U.S. to **deny entry to foreign nationals who traveled to China** within the preceding two weeks, aside from the immediate family of U.S. citizens.
- On Jan. 30, the CDC had confirmed the **first case of person to person transmission in the U.S.:** ^[12] the husband of the Chicago, Illinois case who had returned from Wuhan, China on Jan. 13 and who tested positive for the virus on Jan. 24).
- CDC stated on Jan. 30 that "It is likely there will be more cases of 2019-nCoV reported in the U.S. in the coming days and weeks, including more person-to-person spread."^[12]
- The virus had been confirmed in **5 states**.
- On Jan. 31, **New York City** health officials vehemently denied the rumor regarding a coronavirus case in the city ^[13]. On Feb. 1, however, the city's health commissioner did report that there was a test being performed on a person under 40 who had returned from China, developed matching symptoms, and tested negative to the seasonal flu.
- **Most US patients had recently visited Wuhan.**
- All of the first five U.S. cases were described as **mild**.
- A study on the first US case of novel coronavirus detailed mild symptoms followed by pneumonia (https://www.cnn.com/2020/01/31/health/washington-coronavirus-study-nejm/index.html?utm_term=link&utm_medium=social&utm_content=2020-02-01T00)

U.S. Airlines suspended ALL flights between the U.S. and China

On Friday, January 31, Delta, American and United announced they would temporarily suspend all of their mainland China flights in response to the coronavirus outbreak.^[14]

Prior to this January 31 announcement:

- **UNITED AIRLINES**
on Jan. 28 had announced it would cut 24 flights between the U.S. and China for the first week of February.
- **AMERICAN AIRLINES**
on Jan. 29 had announced it would suspend flights from Los Angeles to Shanghai and Beijing from Feb. 9 through March 27, 2020. It will maintain its flight schedules (10 daily A/R) from Dallas-Fort Worth to Shanghai and Beijing, as well as from Los Angeles and Dallas-Fort Worth to Hong Kong.
- **DELTA**
had not adjusted its schedule of direct flights from the U.S. to China. It is the only airline with direct flights to not take action so far.

The White House was considering issuing a ban on flights between the United States and China, as of late Jan. 28^[11]. Italy has announced on January 31 that it was suspending all flights to and from China following the first 2 cases of coronavirus in Italy.

Travel Alert: Do Not Travel to China

- The U.S. State Department on January 30 issued a **Level 4: Do Not Travel to China Alert** (<https://travel.state.gov/content/travel/en/traveladvisories/traveladvisories/china-travel-advisory.html>) ^[4] (the highest level of alert).
- Previously, on January 29, the advisory was set at a lower "Level 3: Reconsider Travel" advising not to travel to Hubei Province: (Level 4) and reconsider travel to the remainder of China (Level 3).
- The CDC on Jan. 28 issued a Level 3 Warning (<https://wwwnc.cdc.gov/travel/notices/warning/novel-coronavirus-china>), recommending that travelers **avoid all nonessential travel to China** ^[5].

Screening incoming passengers at 20 airports in the U.S.

On January 17, the CDC announced that 3 airports in the United States would begin screening incoming passengers from China: SFO, JFK, and LAX ^[6] Other 2 airports were added subsequently, and on January 28, the U.S. Department of Health and Human Services (HHS) announced that 15 additional U.S. airports (bringing the total to 20) would begin screening incoming travelers from China.

Below is the complete list of airports where screening for the 2019 Novel Coronavirus (2019-nCoV) is in place:

- Los Angeles International (LAX)
- San Francisco International (SFO)
- Chicago O'Hare
- New York JFK
- Atlanta Hartsfield-Jackson International
- Houston George Bush Intercontinental
- Dallas-Fort Worth International
- San Diego International
- Seattle-Tacoma International
- Honolulu International
- Anchorage Ted Stevens International
- Minneapolis-St. Paul International
- Detroit Metropolitan
- Miami International
- Washington Dulles International
- Philadelphia International
- Newark Liberty International
- Boston Logan International
- El Paso International
- Puerto Rico's San Juan Airport

Sources for the historical account

1. Novel Coronavirus (2019-nCoV) situation reports (<https://www.who.int/emergencies/diseases/novel-coronavirus-2019/situation-reports/>) - World Health Organization (<https://www.who.int/>) (WHO)
2. 2019 Novel Coronavirus (2019-nCoV) in the U.S (<https://www.cdc.gov/coronavirus/2019-ncov/cases-in-us.html>) - U.S. Centers for Disease Control and Prevention (<https://www.cdc.gov/>) (CDC)
3. Symptoms of Novel Coronavirus (2019-nCoV) (<https://www.cdc.gov/coronavirus/2019-ncov/about/symptoms.html>) - CDC
4. China Travel Advisory (<https://travel.state.gov/content/travel/en/traveladvisories/traveladvisories/china-travel-advisory.html>) - U.S. State Department, accessed January 31, 2020.
5. Novel Coronavirus in China - Warning - Level 3, Avoid Nonessential Travel (<https://wwwnc.cdc.gov/travel/notices/warning/novel-coronavirus-china>) - CDC, January 28, 2020.
6. Public Health Screening to Begin at 3 U.S. Airports for 2019 Novel Coronavirus ("2019-nCoV") (<https://www.cdc.gov/media/releases/2020/p0117-coronavirus-screening.html>) - CDC January 17, 2020
7. First Travel-related Case of 2019 Novel Coronavirus Detected in United States (<https://www.cdc.gov/media/releases/2020/p0121-novel-coronavirus-travel-case.html>) - CDC, January 21, 2020
8. Second Travel-related Case of 2019 Novel Coronavirus Detected in United States (<https://www.cdc.gov/media/releases/2020/p0124-second-travel-coronavirus.html>) - CDC, January 24, 2020
9. CDC confirms additional cases of 2019 Novel Coronavirus in United States (<https://www.cdc.gov/media/releases/2020/s0126-coronavirus-new-cases.html>) - CDC, January 26, 2020
10. 2019 Novel Coronavirus (2019-nCoV) in the U.S. (<https://www.cdc.gov/coronavirus/2019-ncov/cases-in-us.html>) - CDC, Updated January 29, 2020

11. White House considers ban on flights to China amid coronavirus outbreak (<https://eu.usatoday.com/story/travel/news/2020/01/28/white-house-considers-ban-china-flights-amid-coronavirus-outbreak/4602839002/>) - USA Today, Jan. 28, 2020
12. CDC Confirms Person-to-Person Spread of New Coronavirus in the United States (<https://www.cdc.gov/media/releases/2020/p0130-coronavirus-spread.html>) - CDC Press Release, Jan. 30, 2020
13. NYC Officials Deny Report Of Coronavirus Amid Confusion (<https://www.forbes.com/sites/sergeiklebnikov/2020/01/31/nyc-officials-deny-report-of-coronavirus-amid-confusion/#351e47b5652c>) - Forbes, Jan. 31, 2020
14. Delta, American, United to suspend all China mainland flights as coronavirus crisis grows (<https://eu.usatoday.com/story/travel/2020/01/31/coronavirus-china-flight-ban-delta-cuts-all-flights-white-house/4620989002/>) - USA Today, Jan. 31, 2020
15. Secretary Azar Declares Public Health Emergency for United States for 2019 Novel Coronavirus (<https://www.hhs.gov/about/news/2020/01/31/secretary-azar-declares-public-health-emergency-us-2019-novel-coronavirus.html>) - U.S. Department of Health and Human Services (HHS), Jan. 31, 2020
16. Man returning from Wuhan, China is first case of 2019 Novel Coronavirus confirmed in Massachusetts (<https://www.mass.gov/news/man-returning-from-wuhan-china-is-first-case-of-2019-novel-coronavirus-confirmed-in>) - Massachusetts Department of Public Health, Feb. 1, 2020
17. County of Santa Clara Public Health Department Reports First Case of Novel (new) Coronavirus (<https://www.sccgov.org/sites/phd/news/Pages/novel-coronavirus-1-31-2020.aspx>) - Santa Clara County Public Health, Jan. 31, 2020
18. Coronavirus: First case confirmed in Santa Clara County (<https://www.mercurynews.com/2020/01/31/santa-clara-coronavirus/>) - Mercury News, Jan. 31, 2020

worldometer (/)

[about \(/about/\)](#) | [faq \(/faq/\)](#) | [languages \(/languages/\)](#) | [contact \(/contact/\)](#) | [report coronavirus cases \(/report_us/\)](#)



[\(/newsletter-subscribe/\)](#)



[\(/https://twitter.com/Worldometers\)](https://twitter.com/Worldometers)



[\(/https://www.facebook.com/Worldometers.info\)](https://www.facebook.com/Worldometers.info)